


# Lego 21357

## Disney Pixar Luxo Jr.



### *Installation Guide*







Firstly detach the head of the light, assemble the lighting part on the tan plate



Place the wire of the lighting part properly then restore the yellow round part



Remove the tiles on the back, place the wire in between the studs then restore the tiles to stable the wire





Make sure the wire is loose enough for moving the head of the light around then you can stable the wire by the tiles and light by the USB cable

