


LEGO 75277

STAR
WARS

Boba Fett

Installation Guide







First of all, take base off from the expand the corner by the 1x2 plates attached



Put the 1x8 and the 1x2 at the bottom as shown, then cover them by the 1x10 and 1x2




It would be look like this, with the expanded corners beside the name tag



Then assemble the spot lights on the expanded corners and the helmet back on the base



To power up, you may choose from either USB or battery



***Beware, if you powered by power bank with protection it might be turned off by itself due to the power consume is too little, then you need to power by AC adaptor or use the battery**