



Lego 60337


Express Passenger Train

Installation Guide







Take the lighting part with battery case to assemble at the platform



Stick the lighting tile at the shown place




For the lighting green round plates, assemble them on the tree



Take this lighting part for the head of the train



Remove the cover and take the black frame out



Then stick the lighting tile to the frame



After that hide the battery case inside the train and restore the cover



The rest two vehicles are the exactly the same, so either lighting parts would be suitable



Remove the top and assemble the lighting plates to them



Put the battery case inside the train, put the top back to the vehicles then its done

