


# Lego 21027


*Berlin*

*Installation Guide*







Install the clear lighting round plates by removing the following green parts, take the tan round plates away, then install the lights as shown



Then restore the green parts




Then remove the grey dish and replace by the one with light



Then replace the red round plate by the lighting red round plate



Remove the following parts and replace the parts underneath by the lighting parts



Restore the parts removed then it's finished

