






Separate these parts.




Put the bare red LED into the axle hole, ensure the wire runs between the two studs as shown before placing the plate on top. Put it back onto the ship.




Remove the 1x1 white plate and cheese slope. Put the bare white led in the position shown before placing the 1x1 white plate back in place.



After putting all parts together run the wires down the clear antenna to help you hide wires later on.



Bend the end of the bare green LEDs into a little hook. Insert it from the top of the included black open holed 1x1 round plate. It does not need to be inserted very far. Then insert the green bar into the top of the round plate. Repeat for all 4 green bars.



Put all bars back in place and turn on.