



Remove these parts from the base.



Rearrange the parts to make the 2 side bottom plates protrude as shown. You can use 1x2 plates to fill in the gaps at the back.






Remove these parts.



Place the 1x2 blue plate at the top behind his eyes.

Repeat this process for the other side.



Put the 1x3 spotlights onto the protruding parts on the base.

Plug it all in and turn it on.



