


Luna Park BV Design 2022




**GB GLOW
BRICKS**


Remove these parts




Install 1x1 round plates as shown



Remove adhesive backing and place the LED strip over the white 2x2 tiles



Put it all back together and turn on!




OR read on for advanced wire hiding

Remove these tiles



Using a pair of tweezers gradually place the wires in place ensuring they travel between studs



Almost done



Done



TADA!

