


Lego 40416


Ice Skating Rink

Installation Guide






First, turn around the model then assemble the brown 1x2 lighting plate and replace the clear round brick for the lamppost



For the lighting tile with shorter cable replace it by the tile as shown



The lighting tile with longer cable will be assembled on the other side



At last, assemble the lighting round plates around the model as shown

