

Lego 31122

Fish Tank

Installation Guide






Take the little submarine out of the model, remove the parts shown




Replace the moved parts by the certain lighting parts




Then put the submarine back into the tank




Remove the tile at the corner place the wires in between the studs then put the tile back on in purpose to stable the wires



Assemble the lighting plate to the tank



Assemble them one by one to surround the tank



At last power it up by connecting the USB cable

