


Lego 21022


Lincoln Memorial

Installation Guide







Start from removing the top, split it and remove the 4pcs of 2x8 plates and the top 2x8 plate with clear slopes attached




Then install the lighting kits to replace the 2x8 plates



Now turn the top around, restore the part spited and pull the remain lighting part through the top



Install it then restore the top back to building, (watch out the direction of the cable)



Now it's done~

