

Lego 21316

THE FLINTSTONES


Installation Guide




LEGO GLOW
BRICKS



Take the following lighting parts for the car




Take out the cover and install the lights as shown



Then lead the cable to bottom and connect with the battery box



Take the roof off and install the lighting plates



Then put the roof back, and install the lighting round plates on the tree



Connect the plug to the USB cable
You can also connect with the car also

