


Lego 75890

Ferrari F40 Competizione


Installation Guide



Combine the front lights with the parts detached




Then restore the front lights to the car




Restore other parts and install the grey lighting part



Take the slope and spoiler off, install the rear lights and pull the connector to driver seat



Now you can restore the parts



Connect the connectors with the battery case then you can light it up

