

Lego 21026




LED Installation Guide








BRICK LOOT



www.brickloot.com




Remove some parts












Replace the arch with light part











Install the lights







Replace 3 arches with light parts








Put the building with lights back




Replace with light parts





Connect to USB plug



Plug in and done

