




Lego 21314


TRON LEGACY

LED Installation Guide








Blue bike




Remove some parts




Remove 4 wheels




Separate the covers from the wheels




Install 2 front light wheels







Install 2 clear blue light bricks




Install the rear light wheels






Put the covers and bottom parts back




Follow the same steps to install the orange bike





Connect to the USB plug



Plug in and done

