

# Lego 21032

## **Sydney**

### *Installation Guide*






First, take the bridge out and prepare this lighting part  
And detach two 1x10 black plates from the bridge and replaced by the lighting part




Then split the top of the bridge as shown and install the lights



Now the bridge part is done



For the tower, detach the blue 1x2 plates from it and replaced by the lighting 1x2's



The base looks like this after installing




Then pull the lighting round plates to the top, install the first one on the gold dish




Then install the rest 2 in between the dishes



For the Opera House, detach the following parts



Fill the hole by the lighting parts after that



Restore the detached parts and connect the plugs with the bridge then it's finished

