

# Lego 21034


# London

## LED Installation Guide







Detach the London Eye





Remove all the carts





Separate the white clips from the clear plates



## London Eye lights




Attach all the white clips to clear lights







Install the first light




Install the rest





Detach the Tower Bridge






Pathway light







Under bridge light




Move the clear plates under the lights




Detach the column and some parts



Fountain lights




Move the clear blue tiles to light parts







Install the lights and put the parts back




Put the Tower Bridge back



Put the London Eye back



Connect the plugs to USB



Plug in and done!

