

LEGO 10293

# *HORIZON EXPRESS*

## LED INSTALLATION GUIDE






**GB** GLOW  
BRICKS

## A. Front engine car




Remove some parts first









Move the clear slope brick to the LED headlights













Put the battery in the train






**B. First passenger Train**





Pass the wire through the engine



Connect to another plug of battery box




### C. Second Passenger Train







Connect to the first passenger train



Switch on and done!

