

*LEGO 76125*

**IRON MAN**

HALL OF ARMOR

*LED INSTALLATION GUIDE*





Igor







Igor lights





Remove 2x2 round plates on both arms




Open the body



Remove the front part




Separate the front parts







Replace the 2x2 blue plate with light part




Put the front part back and move the tiny LED to the arm




Place the LED in the centre



Put the 2x2 blue plate on top



Connect the plug to battery brick



Install the battery brick on the back






Switch on



Radar




Radar light



Remove parts on the radar



Pass the plug through




Install the radar light







Put the parts back




Platform lights




Remove the centre platform




Remove some parts








Replace the 2x2 trans blue round brick with light part





Install the rotatable brick and 2 pcs 2x1 lights beside it




Fixed the wire by the 2x2 plate



Install 8 pcs 1x1 light plates








Separate the suit pods




Take out the backpack




Separate the orange plates



1 light plate on each side




Put the platform back. Move the other wire to the bottom






Replace 1x2 blue tile with light part



Remove the bottom plate from the centre pod




Remove the black brick



Place the wire in the middle on the plate




Put the backpack and bottom plate back





Suit pod lights



Install the light plates



Put the pods and radar back



Connect the plugs to USB



Plug in and done

