

LEGO 75827

GH**OST**BUSTERS™


Firehouse Headquarters

LED Lighting Kit Installation Guide




GB GLOW
BRICKS


The mini plug with longest wire for second floor




Open the building, remove the fire pole



Separate the building






Take off the right side building



Take off the left side building







Ground Floor




Front door red lights







Remove some parts




Push up the front arch






Lift up the beam




Remove the door arch







Loosen the part below the clip brick




Install the red light and put the wire under the clip brick




Install the other red light on the other side



Lift up the beam and put the door arch back



Before install other lights, remove the pendant lights first, leave the blue pins in the beam




Separate the first floor and second floor



Put the first floor above the ground floor like this




Install the first plate with the mini plug on left side first





Install the pendant lights






Put the first floor back on, pendant lights behind the beam




Install the pendant lights to the blue pins




Remove the pendant lights on first floor






Put the second floor on the first floor like this






Second floor



Install second floor lights





Put the right side building back and install the lights from the ground






Put the left side building back and install the lights





Plug in 3 mini plugs to USB




Traffic light



Remove the traffic light




Move the yellow parts and round plates to the light part



Rotate the wire around the pole



Put the traffic light back and wire under the base plate







Plug in to light up the building and traffic light



Light bricks for ghosts (Battery LR41 is replaceable)





Light up the ghosts

